

# USC Annenberg

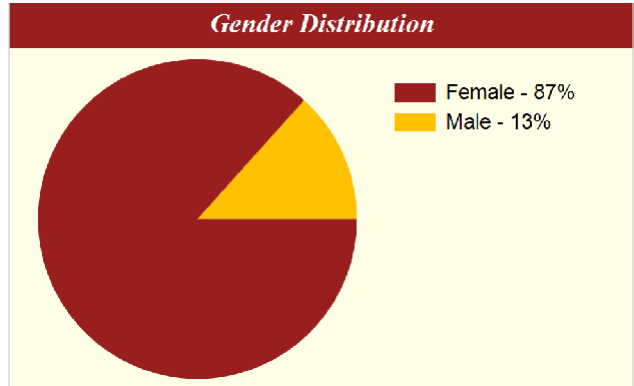
School for Communication  
and Journalism

## Communication, Ph.D. Fall 2018 Class Profile

Number of Applications ..... **139**

Enrolling students ..... **15**

<i>GPA and GRE Scores</i>		
	<b>Median</b>	<b>Average</b>
<i>Undergraduate GPA</i>	3.76	3.76
<i>Verbal</i>	164	163
<i>Quantitative</i>	158	159
<i>Combined (V+Q)</i>	323	322
<i>Writing</i>	4.5	5.0



Average age at matriculation ..... **26 yrs.**

2018 Bachelor's degree graduates ..... **1**

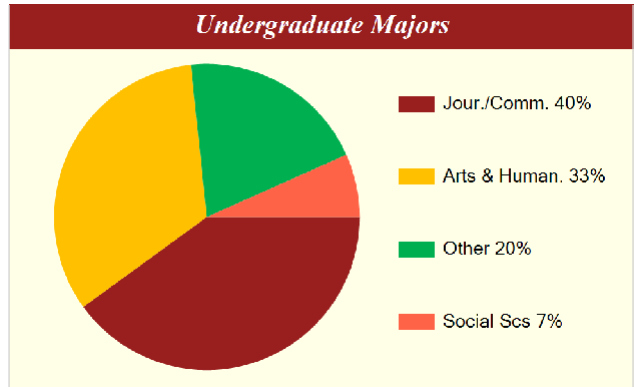
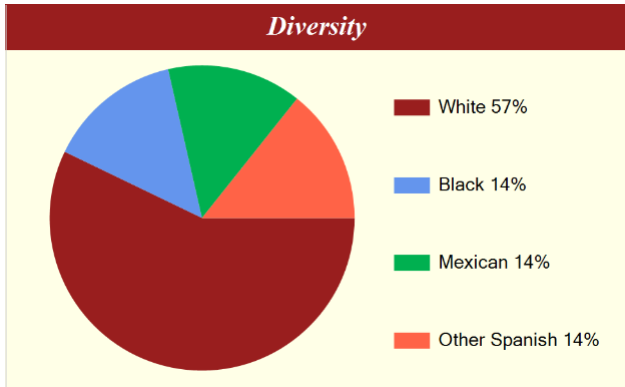
Age range ..... **21-36 yrs.**

Average work experience ..... **3 yrs., 1 mos.**

Diversity ..... **27%**

Students with prior graduate-level degree ..... **10**

*Includes citizens or permanent residents of the United States, who self-identify as traditionally underrepresented populations.*



International ..... **40%**

*Includes students from:  
Canada, China (3), South Korea, Vietnam*

- *Journalism/Comm.* includes: Broadcast Journalism, Print Journalism, Communication, Mass Communication, etc.
- *Arts & Humanities* includes: English, History, etc.
- *Professional Degree* includes: Business, Finance, etc.
- *Social Sciences* includes: International Studies, Political Science, Sociology, Gender Studies, etc.
- *Natural Sciences* includes: Biology, Chemistry, Health Promotion

# USC Annenberg

School for Communication  
and Journalism

## Communication, Ph.D.

*Fall 2018 Class Profile*

### **Undergraduate Institutions Represented (15)**

Hanoi National University of Education  
Harbin Engineering University  
Harvard University  
Hunan Normal University  
Occidental College  
Portland State University  
Seoul National University  
Southern Oregon University  
Stanford University  
University of California, San Diego  
University of California, Santa Barbara  
University of Chicago  
University of Macau  
University of Southern California  
University of Toronto